



## Harris County Dept. of Education Tax Rate Presentation



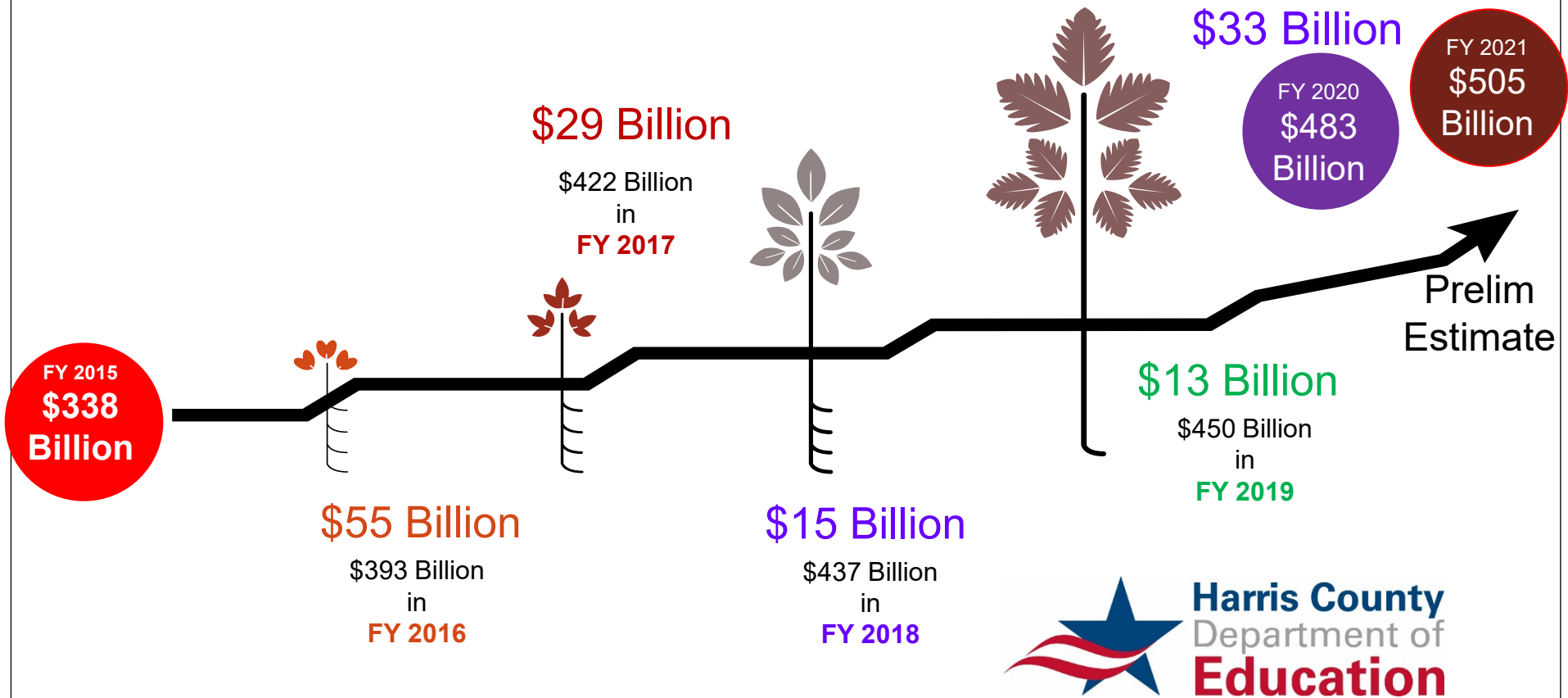
**Truth-In-Taxation Calculation  
FY 2020-2021**

**Board Presentation  
September 16th, 2020**

# Property Values Growth

Last Seven Fiscal Years

\$22 Billion



Note: Latest estimate from HCAD is \$511B

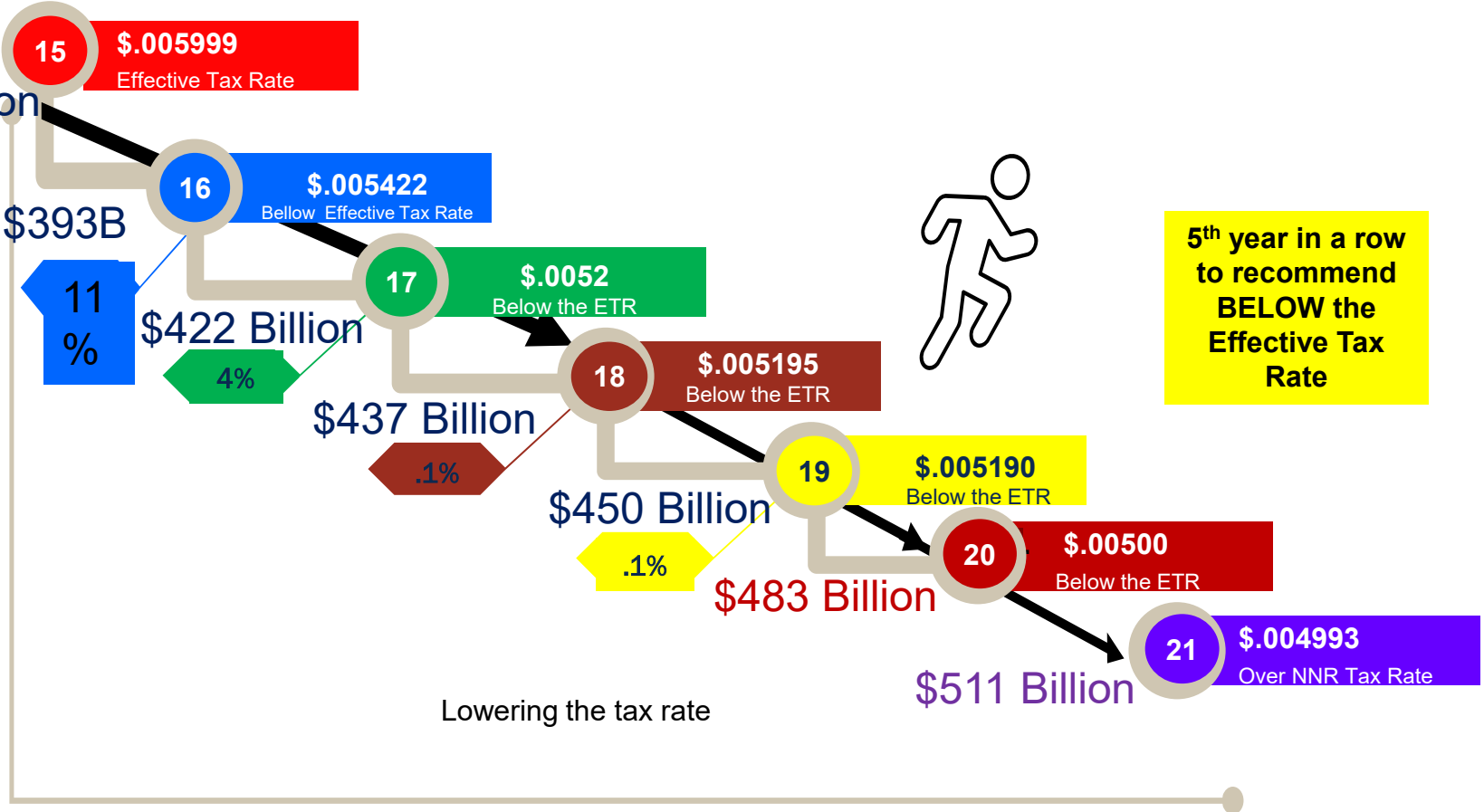


# Property Tax Rate \$.01 Maximum

\$289 Billion

\$338 Billion

Last Six Fiscal Years



# Truth-In-Taxation

## 2020 - Tax Rate Definitions

**Nominal Rate** – Tax rate to generate revenues to support last year’s approved budget;  
[ .00500 ]

**No-New Revenue Tax Rate** – A calculated rate that provides the taxing unit with the same amount of revenue it received in the year before--on property taxed in both years.  
TY19 [ .005030 ] TY20 [ .004745 ]

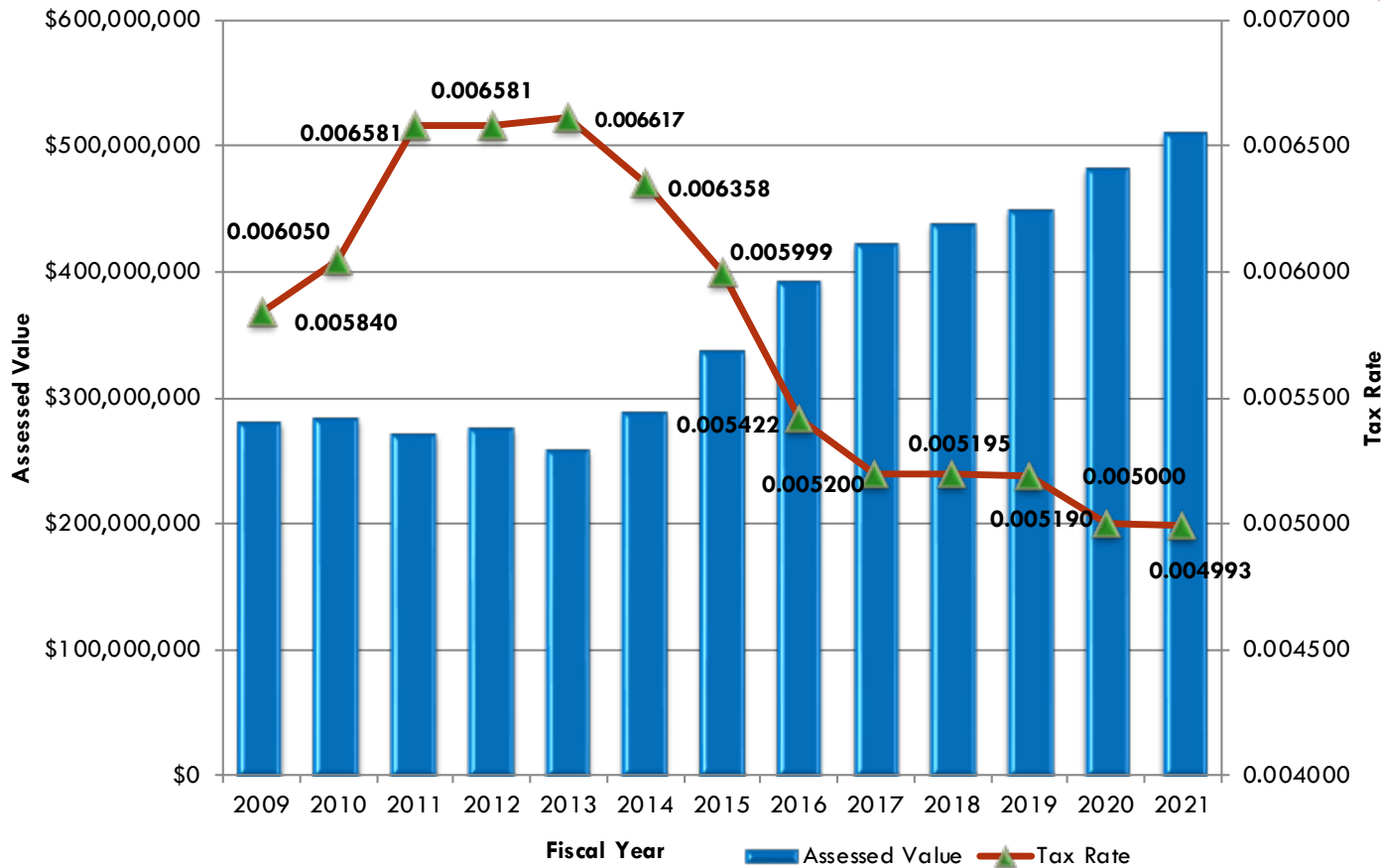
**Voter-Approval Tax Rate** – A calculated maximum rate allowed by law without voter approval. The rollback rate provides the taxing unit with about the same amount of tax revenue it spent the previous year for day-to-day operations, plus an extra eight percent increase for those operations plus sufficient funds to pay debts in the coming year.  
[ .005135 ]

**Maintenance & Operations (M&O) Rate** – Tax rate to generate revenues to support general operating expenditures. [ .0050 ]

**Debt Service Rate** (Sometimes referred to as Interest & Sinking or I&S) – Tax rate to generate revenues obligated for repayment of indebtedness. *HCDE currently does not have an I&S rate. All debt is backed by M&O taxes and revenues and not I&S.* N/A  
[ .000000 ]

**Total Tax Rate** – The M&O and I&S tax rates combined. (Proposed)  
[ .004993 ]

## HCDE Property Values and Tax Rates



# Monthly Tax Collection Report

## August 2020

### TAX YEAR 2019 COLLECTION SUMMARY

DESCRIPTION	BUDGET	CURRENT MONTH	Y-T-D	BALANCE (OVER) / UNDER	Y-T-D % OF BUDGET
<b>REVENUES:</b>					
Current Tax	\$ 24,285,312	\$ -	\$ 23,422,774	\$ 862,538	96.4%
Delinquent Tax	150,000	61,376	47,412	102,588	32%
Penalty & Interest	-	8,683	168,989	(168,989)	0%
Special Assessments and Miscellaneous	15,000	454	17,433	(2,433)	116%
<b>Subtotal Revenues:</b>	<b>\$ 24,450,312</b>	<b>\$ 70,513</b>	<b>\$ 23,656,608</b>	<b>\$ 793,704</b>	<b>96.8%</b>
DESCRIPTION	BUDGET	CURRENT MONTH	Y-T-D	BALANCE (OVER) / UNDER	Y-T-D % OF BUDGET
<b>EXPENDITURES:</b>					
LESS: HCAD Fees	\$ 185,000	\$ -	\$ 175,193	\$ 9,807	95%
LESS: HCTO Fees	480,795	1,751	469,785	11,010	98%
<b>Subtotal Expenditures:</b>	<b>\$ 665,795</b>	<b>\$ 1,751</b>	<b>\$ 644,978</b>	<b>\$ 20,817</b>	<b>97%</b>
<b>Net Tax Collections:</b>	<b>\$ 23,784,517</b>	<b>\$ 68,762</b>	<b>\$ 23,011,630</b>	<b>\$ 772,887</b>	<b>96.8%</b>

# Estimated Tax Rate

Harris County Department of Education Comparative Analysis of Property Values		DRAFT				
		A	B	C	D	D
		ADOPTED	CURRENT	If Proj at \$505 Bil BUDGET PRELIM	Actual Estimate Per HCAD	Actual Estimate Plus New Improvements
		ADOPTED TAX RATE	ADOPTED TAX RATE	Estimated TAX RATE	Estimated TAX RATE	Estimated TAX RATE
			As of August 2020			At NNRR
Proposed Collections Tax Year 2020		<b>0.005000</b>	<b>0.005000</b>	<b>0.005000</b>	<b>0.004993</b>	<b>0.004993</b>
Certified Taxable Value per HCAD *		\$ 427,549,758,437	\$ 477,646,161,016	\$ 505,450,987,981	\$ 392,595,710,238	\$ 450,405,398,516
Values under protest or not certified		55,586,576,260	489,172,040	-	112,855,277,743	60,977,822,690
		<b>483,136,334,697</b>	<b>478,135,333,056</b>	<b>505,450,987,981</b>	<b>505,450,987,981</b>	<b>511,383,221,206</b>
/ Rate per Taxable \$100		4,831,363,347	4,781,353,331	5,054,509,880	5,054,509,880	5,113,832,212
X Tax Rate		24,156,817	23,906,767	25,272,549	25,237,168	25,533,364
X Estimated collection rate		100%	98%	96%	98%	98.00%
<b>Projected Amount</b>	➔	<b>24,156,817</b>	<b>23,422,774</b>	<b>24,261,647</b>	<b>24,732,424</b>	<b>25,022,697</b>
<b>\$24,285,312</b>	Budgeted Amt					
		<b>24,156,817</b>	<b>23,422,774</b>	<b>\$ 24,261,647</b>	<b>\$ 24,732,424</b>	<b>\$ 25,022,697</b>
+Delinquent Tax Collections		150,000	47,412	150,000	150,000	150,000
+Special Assessments		15,000	17,433	15,000	15,000	15,000
+ Penalty & Interest		-	168,989	-	-	-
<b>Estimated Current Tax Available for Operations:</b>		<b>\$ 24,321,817</b>	<b>\$ 23,656,608</b>	<b>\$ 24,426,647</b>	<b>\$ 24,897,424</b>	<b>\$ 25,187,697</b>

Budget has Estimated Tax Revenues of \$25,023,000

Note: \$511B includes \$6B of New Improvements



Current Tax Rate (Nominal)	.005000
No-New Revenue Tax Rate	.004745
Recommended (M&O) Tax Rate	<u>.004993</u>
Voter-Approval Tax Rate	.005135



## NEXT STEP

Motion to approve the  
tax rate of \$0.004993  
for Tax Year 2020